



# Matron's Rules

## Rules for Kennet Morris



### 1. The Rules and the Club Constitution

The rules for the Kennet Morris (the club) must be read in conjunction with the club constitution, which will always take precedence, in word and spirit.

The rules are intended to enable the smooth running of the club and to provide consistency in our standards of dress when performing in public.

New and existing rules may be voted on at the Annual General Meeting (AGM) where proposed by and seconded by full members. A simple majority of those attending is all that is required to enable changes.

These rules are dedicated to Matron, the late Clive Allen, whose often witty and unusual proposals enlivened many an AGM and will be much missed. The role and costume of Matron have been respectfully retired.

### 2. Kit

As public entertainers we pride ourselves on looking smart and full kit is to be worn for all performances and at other prescribed occasions.

Our dancing kit is black shoes, white knee length socks, black breeches, bells, white long sleeved shirt, crossed red & green baldrics (red to port\*) with badge at front and rosette at back, neckerchief, straw hat and large white handkerchiefs. The badges are awarded after qualifying as a full member.

See attachment 1 for full details.

Additionally:

- The squire may give permission for additional badges to be worn on the baldric, which should otherwise be unadorned.
- The squire may give permission for shirt sleeves to be rolled up if it is unusually warm. We will not be responsible for any lost cuff-links.
- Shoes should be all black, not trainers or boots. There are all-black sports shoes available but easily visible logos should be avoided.
- Any hat, that in the opinion of the majority of the side present at any programmed appearance, does not meet the prescribed standard (i.e. more holes than hat) shall be subject to summary conflagration.
- Red and white patterned handkerchief has been as adopted kit and shall be the only acceptable Kennet Morris neckwear.
- Musicians may wear a top hat, as may the squire. Some elements of their dress may be changed to suit performance conditions and the instrument being played.
- Rag coats may only be worn by dancers during a public performance with the permission of the squire or appointed delegate

- If practical, Kennet Morris should not wear sun shades that obscure their eyes during public displays, unless there is a medical need.
- The Beast and Fool are exempt from any of the above, but their dress should meet with the squire's approval.

### 3. Public Performance

The squire or appointed delegate is in charge of all public performances and it is incumbent upon members to respect and respond to their instructions.

### 4. Practice Evenings

The foreman/forewoman or appointed delegate is in charge of all practice evenings and it is incumbent upon members to respect and respond to their instructions.

An Events Attendance Board may be displayed by the bagman/secretary on which members should indicate their availability, or otherwise, at the earliest opportunity.

### 5. Kennet Card

The treasurer will maintain an account for each member known as "The Kennet Card". Unpaid charges incurred by a member will be added to the card. These may include subscriptions, costs of weekends away, ales and feasts etc.

Approved expenditure by members on behalf of the club may be credited to the card.

The treasurer will produce regular statements of account which should be settled on presentation, preferably by direct bank transfer or by cheque or cash. All outstanding monies should be settled at least four weeks before the Annual General Meeting.

### 6. Shaun

Shaun the Sheep is actually a money bag to which we may voluntarily add 5p for each pint or equivalent liquid refreshment consumed "on duty". This is then donated to a charitable cause nominated by the appointed Beverage Utility Manager, subject to the approval of the AGM. "On duty" is coined in the widest sense – when in kit, or enjoying the informal parts of an "away day" or practice evening.

### 7. Safeguarding

We will follow the safeguarding policy of the Morris Ring.

[https://themorrisring.org/sites/default/files/attachments/Safeguarding%20Policy\\_0.pdf](https://themorrisring.org/sites/default/files/attachments/Safeguarding%20Policy_0.pdf)

### 8. Squire

The squire is elected annually usually for two periods of office. Transition from squire elect to squire shall normally take place at the end of the End of Season Tour, or immediately prior to the first practice night, whichever comes first. Otherwise it shall be at a date mutually agreed by the squire and squire elect.

The squire may appoint working parties to perform specific tasks (e.g. organise days of dance, anniversary celebrations).

### **9. Meetings**

Bagman's Business led by the bagman/secretary will normally conclude the practice evening to discuss the club programme and other matters of interest to the club. It should also be an opportunity for other officers and members to raise topics informally.

When the AGM takes place in a pub, the club should pay for a round of drinks. If the meeting is held at the practice hall, the club should pay for a pin of ale.

Officers meetings may be called by the squire or bagman/secretary. Officers and appointed officers should normally receive notice of meetings at least 7 days before the meeting, unless an early meeting is imperative.

The quorum for these meetings is three officers.

Officers may invite members to meetings, who may speak but not vote.

## Attachment 1

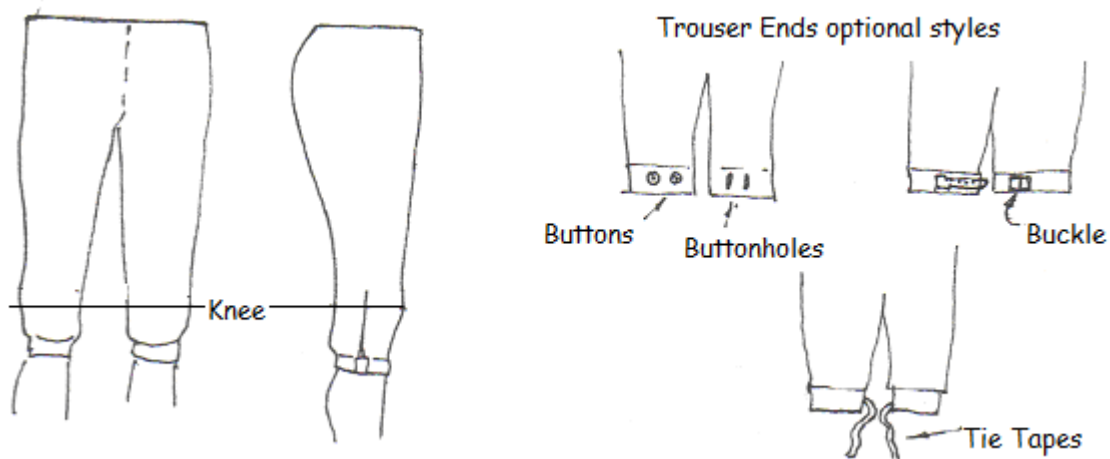
### Display Kit

Our dancing kit is black shoes, white knee length socks, black breeches, bells, white long sleeved shirt, crossed red & green baldrics with badge at front and rosette at back, neckerchief, straw hat and large white handkerchiefs. The badges are awarded after qualifying.

As public entertainers we pride our selves on looking smart and full kit is worn for all performances and at formal occasions.

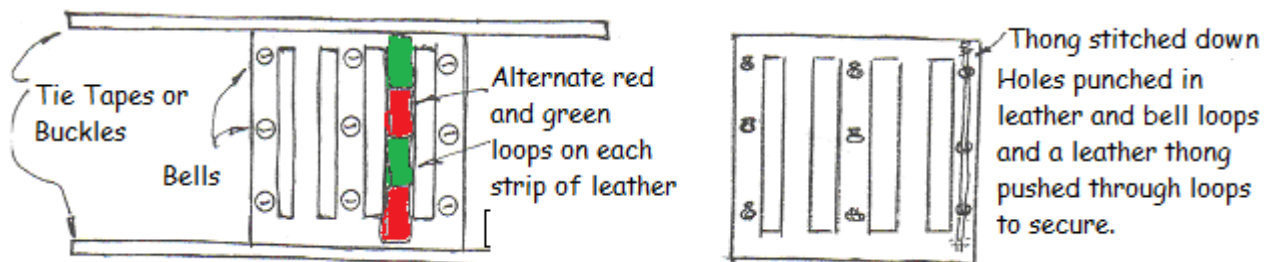
**Shoes** - should be all black, not trainers or boots. There are all-black sports shoes available but easily visible logos should be avoided.

**Breeches** - can be made by cutting down a pair of black trousers. Cut off the legs 100mm below knee, and turn up 50mm to make a hem. Side seams are split to about the top of the knee. The open leg should be fastened just below your knee with buckles, buttons, tie tape, or velcro for example.



**Socks** - White nylon turnover top football or cricket socks are suitable.

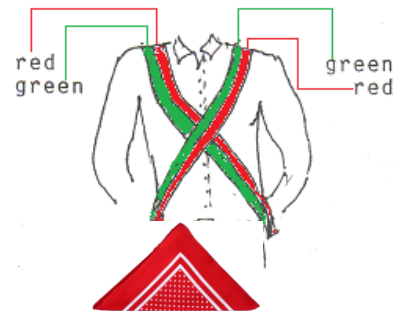
**Bells** - require two 180mm squares of thin leather, with four strips cut out. Fasten these to your legs with tie tape or leather straps. 6 to 12 bells are required on each pad. (Available from the Bagman). Red and green 30mm wide webbing, tape or ribbon available from good haberdashers. John Lewis always has the right colours



## Matron's Rules – Rules for the Kennet Morris

---

**Baldrics** – made from 40mm red and green webbing stitched together along length, then stitched to cross body at breast level, and crossed on hips (red to port\*). The material is available from the Bagman.



**Neckerchief** - red & white "country style".

**Hats** - should be close weave straw trilby style, decorated as desired, (but not too many badges).

**Handkerchiefs** – 2 large white heavy cotton 500mm square. See Peter Jones who often has a supply as most shop bought are too small or too light.

**Shirt** – long sleeved plain white shirts (clean and ironed!). Many members wear collarless "grandad" style shirts, but this is optional. Whatever the style, you'll need more than one.

**Sticks** – we provide the sticks at no cost to you – however many you break – and you will!

**Rag Coats** - you will notice that many of our members wear "rag" or "tatter" coats. These are not kit, and are not even a Cotswold dancer's traditional garb, but they are useful. They keep you warm in summer and cool in winter and act as a wonderful sponge to protect your display kit from spilt beer. There is no correct way to make a rag coat; they are literally all unique, but one thing's for sure. They take a lot of time and effort. The basis is most often a long white lab coat – after that you are on your own. The tatters can be any material or colour - or all. They can be long or short, single or double, patterned or plain. From recent experience, an unfolded 8cm tatter will require 3 metres of standard width material. In days gone by, jumble sales were a happy hunting ground for cheap materials, but nowadays they are few and far between.

\*Port is your left (although there is rarely any left after a Kennet Ale).